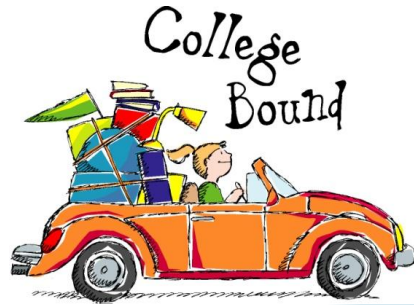


The College Application Process




College Process Tips

- Identify career path/degree choice
- Identify college criteria
- Identify possible colleges (Supermatch)
- Be realistic in your search (Scattergrams)
- Have a back up plan
- Give yourself time to complete the applications



Types of applications

- **Common App** - application for over 600 colleges in US
 - **Coalition App** - used by 10 states in Washington, Texas, and New Mexico
 - **Direct to Institution** - find on school's website
- 

Common App Info

- Create account at www.commonapp.org
- Add colleges
- Add recommenders and counselors
- Provide general/common information
- Provide individual and any supplemental essays
- FERPA
- Entering grades from transcript




Should I use Common App?

Please DON'T unless

- You are applying to a college that only allows application through the Common App
- You are applying to 3 or more colleges
- You plan ahead to give your counselor time to process the multiple items we are required to complete



Getting Transcripts

- Common App - TuHS Counselor will get notified and provide
 - Direct to Institution - Request through Naviance
 - For College Coursework - Need to order separately from Colleges
- 

FERPA

- Family Education Rights and Privacy Act
- Allows parents/students 45 days to review a request for a transcript before it is sent
- Allows Tualatin High to share transcript with colleges
- Will need to sign FERPA agreement waiving right to review request on Common App and/or Naviance



FERPA
Family Educational
Rights & Privacy Act

Applying to Colleges in Other States

- Use Naviance to research school possibilities
- Look at Western Undergraduate Exchange (WUE) for schools with reduced tuition
- Explore colleges through website, Tualatin College Visits
- In person College Visits - Some colleges provide paid college visits



Applying to Prestigious Schools

- Research the school
- Position yourself for a great application
- Make yourself unique
- Reality check - Scattergrams
- Connect with college staff - Email, Phone & TuHS Visits
- Perfect your application

HARVARD
UNIVERSITY



Applying to Schools in Other Countries



- Research www.topuniversities.com
- Differences in Educational Systems
 - Importance of IB
- Consider language and learning
- Visas
- Abroad programs

Should I take IB Classes

Colleges Use Holistic Approach


- GPA
- Rigor of Coursework - Full IB vs IB Classes
- Activities
- Leadership
- Volunteer
- Essay
- Individual background



Reality Check - Approximate Needs for College Acceptance

PCC	No GPA Requirement
PSU, Western Oregon	2.6 GPA, HS grad with Algebra 2, 2 years of foreign language
OSU	3.1 GPA, HS Grad with Algebra 2, 2 years of foreign language
UO	3.3 GPA, HS Grad with Algebra 2, 2 years of foreign language
Harvard, Purdue, Stanford	Minimum 3.7 GPA, Intro to Calculus, Foreign Language, Activities, Great Essay, Diversity

Appealing Admission Decision

- Investigate why you didn't get accepted - College Admission Representative
 - Remedy situation if possible - ex. online or summer classes
 - Provide written explanation
 - Provide letters of recommendation
- 

Freshman and Sophomores

THINGS TO DO FRESHMAN YEAR

- Choose classes that interest and challenge you
- Get involved in sports and clubs and activities at TuHS
- Record your community service hours
- Do the best you can in your classes and establish a strong GPA

THINGS TO DO SOPHOMORE YEAR

- Perfect your reading comprehension, time management, and study skills
- Start thinking about what you like to do that could turn into a career
- Get involved in TuHS clubs and teams
- Record your community service hours
- Continue to focus on a strong GPA or work to improve your GPA



Juniors and Seniors

THINGS TO DO JUNIOR YEAR

- Set goals and identify a career path
- Stay involved in clubs and teams and start taking leadership roles
- Volunteer in the community and record the dates, hours and service activities
- Continue to focus on a strong GPA
- Take the ACT. You only need to take the ACT or SAT.
- Plan to visit colleges over Spring Break and the summer – look for College Open Houses
- Attend the Spring National College Fair held each year in Portland.
- Look for the essay prompts on college websites late spring to start on your essays

THINGS TO DO SENIOR YEAR

- Verify you are on track to graduate
- Stay involved in TuHS clubs and teams
- Volunteer in the community
- Consider a part time job
- Review your SAT and ACT scores. Retake the test, if necessary.
- Sign up for Tualatin High College Visits thru Naviance to meet with representatives from colleges you might be interested in attending.
- Apply to colleges with at least one safety school in mind
- Apply for financial aid and scholarships
- Consider college options and select a college which is the best fit for you based on field of study available, location, cost, and activities

What can I do over the summer?



- Determine need for Common App
- Compare Colleges
- Essay questions
- College Visits
 - Make appointments in advance
- Start applications
- Volunteer - TuHS College & Career Website
- Summer Job- TuHS College & Career Website

Upcoming Presentations

Writing a Dynamic College Essay - Mon, Apr 17th

Paying for College - Mon, Apr 24th



Tualatin High Contacts

Kathy Stallkamp

kstallkamp@ttsd.k12.or.us

503-431-5652

Jennifer Butts

jbutts@ttsd.k12.or.us

503-431-5772

